



TRAILER WINCHES AND ACCESSORIES

SINGLE SPEED



T600
T900
T1300
T1500
T1801

TWO SPEED




T2005
T2605
T3205
T3700

FULTON AUTOMATIC BRAKE WINCHES

FULTON™

Self-activating automatic brake winches hold the load securely when the crank handle is released.

- Unlike competitor's, no minimum line load is required to activate the brake or pay out cable from the winch. Typical applications include boat lifts, grain augers, manual fork lifts, retractable swing keels, dumpster lift lids and manual hoists.
- Drum hubs are 10X recommended cable size to maximize cable life.



K650 600 lb. capacity
K1051 1000 lb. capacity
K1550 1500 lb. capacity

Model	Capacity Rating* Lbs.(Kg)	Gear Ratio	Handle Length	Max. Mech. Adv.**	Ratchet Type	Drum Storage	Strap Mounting Bolt Sizes (Bolts not included)	Hub Size	Hand Brake Replacement	Replacement Handle #
T600	600 (270)	3.1:1	6"	34:1	"Grabber" oneway	36' x 1/4" Rope	1/4" x 2 1/2" Grade 5	5/8"	No	5868
T900	900 (410)	3.1:1	7"	39:1	"Grabber" oneway	36' x 1/4" Rope	1/4" x 2 1/2" Grade 5	5/8"	No	6312
T1300	1300 (450)	4.1:1	8"	49:1	Two way	30' x 5/16" Rope	1/4" x 2 1/2" Grade 5	3/4"	No	6302
T1500	1500 (650)	4.1:1	8"	49:1	Two way	20' x 5/16" Rope	1/4" x 2 1/2" Grade 5	3/4"	No	6302
T1801	1800 (800)	5.1:1	10"	62:1	Two way	20' x 7/16" Rope	3/8" x 2 3/4" Grade 5	7/8"	No	6817
T2005	2000 (900)	4.1&9.8:1	10"	87:1	Two way	20' x 7/16" Rope	3/8" x 2 3/4" Grade 5	1"	No	6817
T2025	2000 (900)	4.1&9.8:1	10"	64:1	Two way w/Neutral	50' x 7/32" Steel cable	Cable only	1 3/4"	Yes Kit#1619-01†	6817
T2605	2600 (1180)	5.1&12.2:1	10"	108:1	Two way w/Neutral	24' x 7/16" Rope	3/8" x 3 1/2" Grade 5	1"	Yes Kit#1619-01†	6817
T3205	3200 (1450)	5.1&12.2:1	10"	79:1	Two way w/Neutral	175' x 7/32" Steel cable	Cable only	1 3/4"	Yes Kit#1619-01†	6817
T3700	3700 (1700)	5.1&15.8:1	10"	102:1	Two way w/Neutral	185' x 7/32" Steel cable	Cable only	1 3/4"	Yes, included	9235

WINCH CABLES, STRAPS & HOOKS

FULTON™



WC 325

- 3/16" x 25 ft. galvanized aircraft cable
- corrosion resistant lock tight hook
- 4200 lb. load capacity
- packaged in display carton



WC 750

- 7/32" x 50 ft. galvanized aircraft cable
- Corrosion resistant lock tight hook
- 5,600 lb. load capacity



WS 20

- Nylon web winch strap
- 2" x 20 ft.
- Individually clam packed



HOOKS - 455

- Heavy duty winch rope hook w/stainless steel snap.
- 5,000 lb. min. breaking strength.
- Zinc plated.



POWER WINCHES



1125200 (ATV2500)



- 2500 lb. Capacity
- Powers Load IN and OUT
- Mechanical Load Holding and Dynamic Brake
- Full metal, 3-Stage Planetary Gear-train
- Cam Action Freespooling Clutch
- High efficiency, low amp draw, sealed permanent magnet motor
- Circuit Breaker Protected
- Weather Sealed Solenoid Contactor
- 4-way Roller Fairlead
- Heavy Duty Latched Hook



1318200 (GP1800)

- 1,800 lbs. Capacity
- 12 volt with freespooling
- Powers Load IN and OUT
- Mechanical and Dynamic Brake
- Full-metal Planetary Gear-train
- Freespooling Clutch for Fast Wire Rope Payout
- High Efficiency Low Amp Draw Motor
- Commercial Grade Contactor Pre-mounted and Sealed Against the Elements
- Circuit Breaker Protected
- Durable Handheld Remote Switch on 15' Lead
- Cable Tension Plate




1430200 (S3000 - 3000 lb.)

1440200 (S4000 - 4000 lb.)

1450200 (S5000 - 5000 lb.)

- Power Load IN and OUT
- Mechanical and Dynamic Brake
- Full-metal Gear-train
- Freespooling Clutch for Fast Wire Rope Payout
- High Efficiency Low Amp Draw Motor
- Commercial Grade Integrally Mounted Sealed Contactor
- Circuit Breaker Protected
- Durable Handheld Remote Switch on 30' Lead
- Roller Fairlead



9,000 lb. Capacity

1901C (X9)

- 12VDC with Roller Fairlead -- Roller fairlead does not attach directly to the winch.
- Power In and Power Out • Freespooling
- Battery Cables With Terminals
- Heavy Duty Series Wound Motor
- Automatic In-The-Drum Braking
- Remote Mountable Solenoid Station
- Prewired with 15' Handheld Remote Switch
- Handsaver



QUICK CONNECTS

- 1551 - 6-10 AWG
- 2236 - 2-4 AWG



WIRING KITS

- 1520 - for EX1, X1, X2, S3000 & S4000
- 2008 - for S5000, S6000, S9000, X6CD, X9, EP6 and EP9 Winches

ROLLER FAIRLEADS

- 2549 - Fits X6, X9, S9000 & S6000 Winches
- 1560A - Fits EX1, X1, X2 & X3 Winches
- 2235 - Fits S Series Winches
- 2349 - Fits ATV Winches



PULLEY BLOCKS

- 2227A - 8,000 lb. for EX1, X1, X2, S3000, S4000 & All ATV
- 2229A - 10,000 lb. for EX3 & S5000

WINCH COVER

- 1505 - Fits X3, X3F, S3000, S4000, S5000

